



Backlight Inductors – DS1608B Series



- Specially designed for demanding backlighting applications
- High breakdown voltage and very low DCR

Designer's Kit C334 contains 3 of each value

Core material Ferrite

Core and winding loss See www.coilcraft.com/coreloss

Terminations RoHS compliant gold over nickel over moly-manganese. Other terminations available at additional cost.

Weight 0.14 – 0.16 g

Ambient temperature –40°C to +85°C with I_{rms} current, +85°C to +115°C with derated current

Storage temperature Component: –40°C to +115°C.
Packaging: –40°C to +80°C

Resistance to soldering heat Max three 40 second reflows at +260°C, parts cooled to room temperature between cycles

Moisture Sensitivity Level (MSL) 1 (unlimited floor life at <30°C / 85% relative humidity)

Failures in Time (FIT) / Mean Time Between Failures (MTBF)
38 per billion hours / 26,315,789 hours, calculated per Telcordia SR-332

Packaging 750/7" reel; 2500/3" reel Plastic tape: 12 mm wide, 0.28 mm thick, 4 mm pocket spacing, 3 mm pocket depth

PCB washing Only pure water or alcohol recommended

Part number ¹	L ±20% ² (mH)	DCR max (Ohms)	Insulation core-winding (MOhms)	SRF typ (MHz)	I _{rms} ³ (mA)
DS1608B-104ML_	0.10	0.95	>10	12	220
DS1608B-154ML_	0.15	1.4	>10	10	200
DS1608B-224ML_	0.22	1.7	>10	8	180
DS1608B-334ML_	0.33	2.2	>10	6	160
DS1608B-474ML_	0.47	3.8	>10	5	140
DS1608B-684ML_	0.68	4.9	>10	4	120
DS1608B-105ML_	1.0	9	>10	2	100
DS1608B-155ML_	1.5	11	>10	1	80
DS1608B-225ML_	2.2	19	>10	1	50
DS1608B-335ML_	3.3	24	>10	1	40
DS1608B-475ML_	4.7	30	>10	1	30
DS1608B-685ML_	6.8	56	>10	0.9	20
DS1608B-106ML_	10.0	74	>10	0.8	10

1. When ordering, please specify **termination** and **packaging** codes:

DS1608B-106MLC

Termination: L = RoHS compliant gold over nickel over moly-manganese

Special order: T = RoHS tin-silver-copper (95.5/4/0.5)
or S = non-RoHS tin-lead (63/37).

Packaging: C = 7" machine-ready reel. EIA-481 embossed plastic tape (750 parts per full reel).

B = Less than full reel. In tape, but not machine ready.
To have a leader and trailer added (\$25 charge), use code letter C instead.

D = 13" machine-ready reel. EIA-481 embossed plastic tape (2500 parts per full reel).

2. Inductance tested at 0.1 V_{rms}, 100 kHz, 0 Adc using an Agilent/HP 4263B LCR meter or equivalent.
 3. Current that causes a 30°C temperature rise from 25°C ambient.
 4. Electrical specifications at 25°C.
- Refer to Doc 362 "Soldering Surface Mount Components" before soldering.

Coilcraft[®]

Specifications subject to change without notice.
Please check our website for latest information.

Document 205-1 Revised 10/06/08

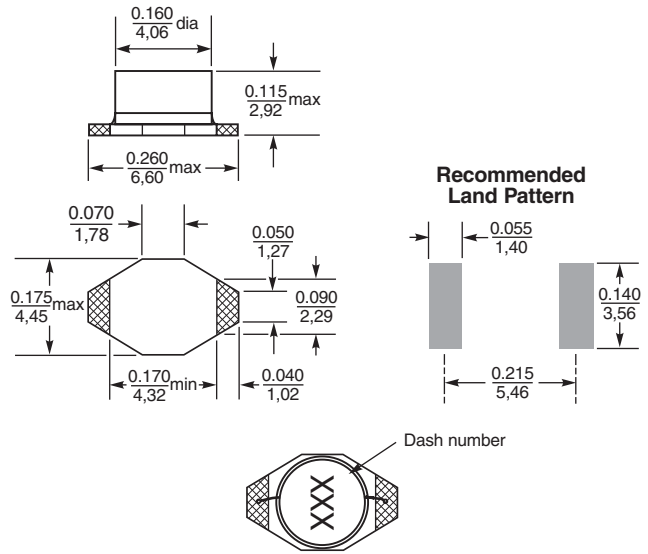
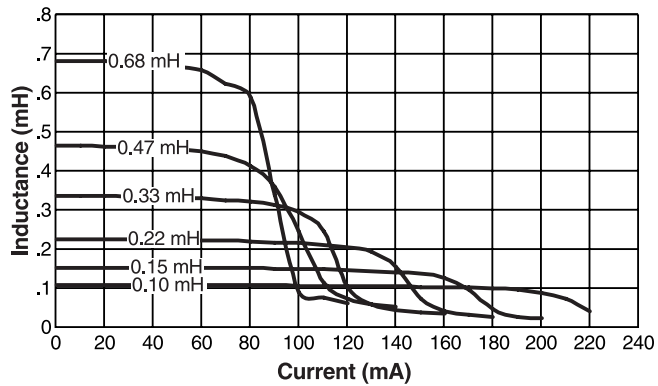
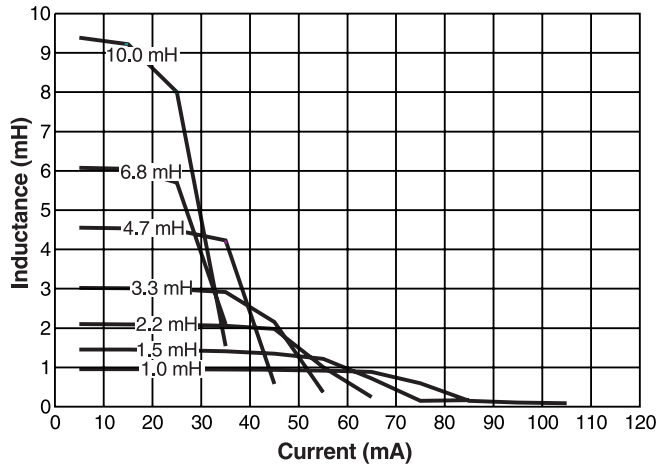
1102 Silver Lake Road Cary, Illinois 60013 Phone 847/639-6400 Fax 847/639-1469

E-mail info@coilcraft.com Web <http://www.coilcraft.com>



Backlight Inductors – DS1608B Series

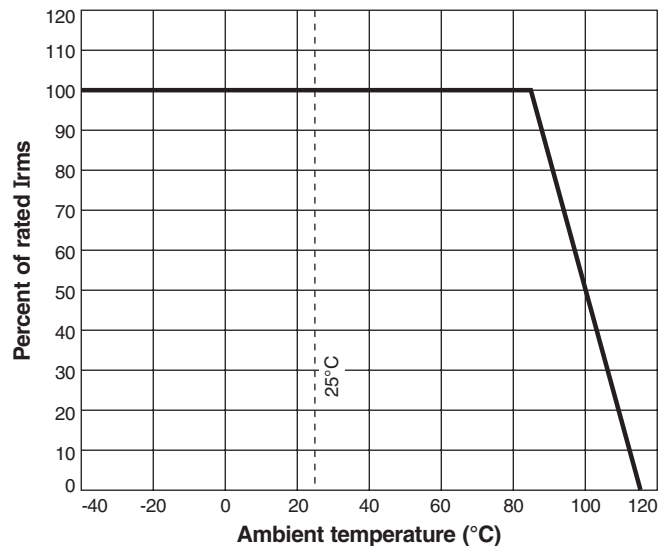
Typical Inductance vs. Current



Part marking since Feb. 2005. Parts manufactured prior to that date may have color dots. Visit www.coilcraft.com/colpowr.cfm for details.

Dimensions are in $\frac{\text{inches}}{\text{mm}}$

Irms Derating



Specifications subject to change without notice. Please check our website for latest information.

Document 205-2 Revised 10/06/08

1102 Silver Lake Road Cary, Illinois 60013 Phone 847/639-6400 Fax 847/639-1469

E-mail info@coilcraft.com Web <http://www.coilcraft.com>